


Peerless Pump

FULL PRODUCT LINE



PEERLESS® pump

Your total resource pump supplier.

Any number of companies can sell you a pump. But very few have the expertise, the experience, the commitment it takes to sell you the pumping system that is ideal for your application.

As a full service supplier, Sterling Fluid Systems is uniquely qualified to analyze and fulfill your pumping requirements. We offer a comprehensive product line, allowing you to tailor a system to your particular needs.

We back our products with a complete list of value added services, including design, engineering and computerized order fulfillment. And worldwide distribution.

Most important, we approach every customer relationship with a commitment to quality and service that's unmatched in the industry.

We invite you to evaluate Sterling based on these important criteria:

Quality assurance. Every Peerless pump is manufactured to the industry's highest standards.

Reputation. Our leadership in our field is based on product quality, superior service and lasting performance.

Design. Over seventy-five years of engineering experience and specialization are your assurance of absolute design integrity in your new Peerless pump.

Manufacturing. Every step in the manufacture of Peerless pumps is meticulously controlled through to final inspection and assembly, crating and shipping. Specifications for all Peerless materials are firm, exacting and rigidly enforced.



Facilities. Sterling manufacturing, sales and service facilities offer worldwide coverage. Factory-trained distributors, dealers and sales engineers are conveniently

located throughout the U.S. and the world. We guarantee quick, effective communication with your nearby Sterling representative.

Efficiency. Mechanical and hydraulic design features are combined to provide high efficiency, peak performance and lower pumping costs.


Consultation. Engineering-oriented Sterling personnel are always available to assist you with your pump selection.



Responsibility. In addition to product quality, premium performance and service before and after the sale, Sterling offers a degree of responsibility to customers you won't find elsewhere. Sterling

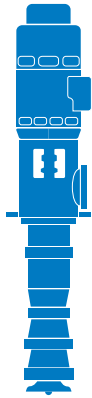
assures you undivided responsibility in all its transactions.





900





Vertical Industrial and Process Pumps



Axial and Mixed Flow Pumps for Large Volume Pumping



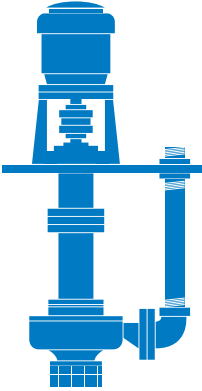



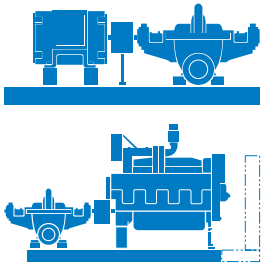
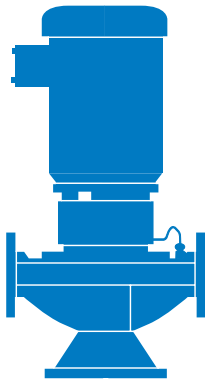
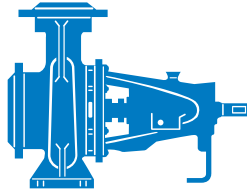
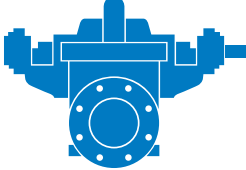
Encased (Can Type) Water and Process Liquid Pumps


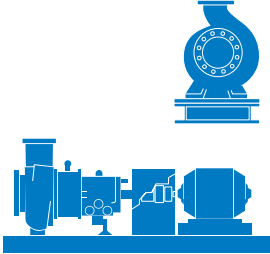
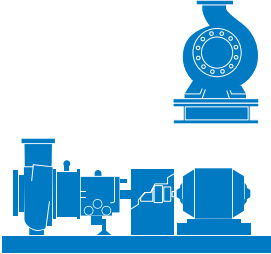
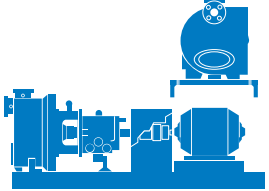


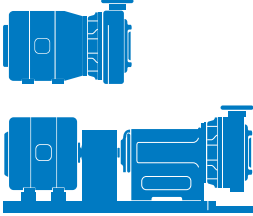

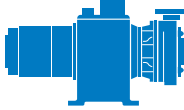
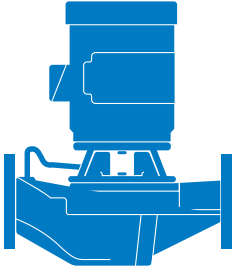
Vertical Turbine Pumps for Water Supply from Drilled Wells

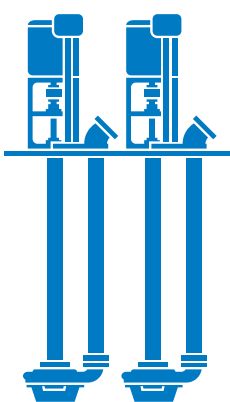
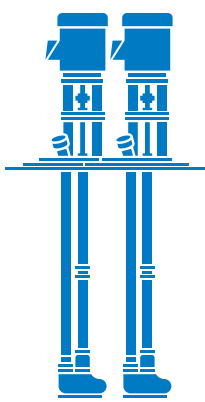


Type	Vertical close coupled single or multi-stage turbine pumps.	Vertical pumps for handling water in large volumes. Mixed flow types, in single and multi-stage designs and propeller types (axial flow).	Vertical lineshaft multi-stage close coupled pumps with pumping unit encased. Excellent for low NPSH conditions.	Vertical lineshaft deep well pumps. Options of oil lubrication or water lubrication, underground or surface discharge. Column size 2 1/2" to 24".
Capacities	Up to 150,000 gpm (34,091 m ³ /hr)	Up to 220,000 gpm (50,000 m ³ /hr)	Up to 150,000 gpm (34,091 m ³ /hr)	Up to 10,000 gpm (2,273 m ³ /hr)
Head	Up to 2,300 feet (701 meters)	Up to 100 feet (30 meters)	Up to 6,930 feet (2,112 meters)	Up to 2,500 feet (760 meters)
Pressure	To fit the application.	To fit the application.	To fit the application.	Up to 1,500 feet (457 meters)
Horsepower	Up to 5,000 hp (3,730 kW)	Up to 5,000 hp (3,730 kW)	Up to 5,000 hp (3,730 kW)	Up to 5,000 hp (3,730 kW)
Drives	Vertical electric motors, engines with right angle gears, combination gear drives, or vertical motors and variable speed drives.	Vertical electric motors, engines with right angle gears, combination gear drives, or vertical motors and variable speed drives.	Vertical electric motors, engines with right angle gears, combination gear drives, or vertical motors and variable speed drives.	Vertical electric motors, engines with right angle gears, combination gear drives, or vertical motors and variable speed drives.
Liquids Pumped	Water, hydrocarbons, volatile liquids, and chemical solutions.	Water, fresh or sea.	Water, hydrocarbons, condensate and volatile liquids.	Water and clear liquids.
Temperature	Up to 450°F (232°C)	Up to 140°F (60°C)	Up to 450°F (232°C)	Up to 180°F (82°C)
Materials of Construction	Machinable alloys and their combinations to suit the application and pumped liquid.	Machinable alloys and their combinations to suit the application and pumped liquid.	Machinable alloys and their combinations to suit the application and pumped liquid.	Machinable alloys and their combinations to suit the application and pumped liquid.
For Additional Information Request	Brochure B-110	Brochure B-300	Brochure B-400	Brochure B-100



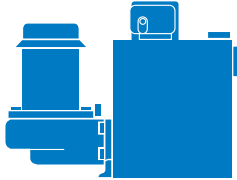
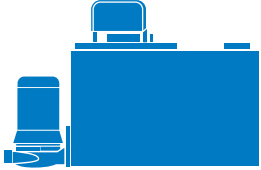
	 Vertical Submersible Pumps	 Vertical Pre-Engineered Booster Pumps	 Industrial Sump Pumps	 Vertical Fire Pumps UL Listed, ULC Listed and FM Approved
Type	Vertical deep well pumps with submerged motor.	Pre-engineered, close-coupled vertical turbine pumps with fabricated steel suction barrels. Packing or mechanical seals.	Heavy duty industrial sump pumps with interchangeability with the 8196 ANSI pump's wet ends. Series 8196 VSP.	Vertical turbine pumps with appropriate fittings for providing water supply to fire protection systems in buildings, plants and yards.
Capacities	Up to 8,000 gpm (1,818 m ³ /hr)	80 to 500 gpm (18 to 114 m ³ /hr)	30 to 1,600 gpm (7 to 365 m ³ /hr)	250 to 5,000 gpm (57 to 1,136 m ³ /hr)
Head	Up to 1,000 feet (305 meters)	69 to 474 feet (21 to 145 meters)	15 to 310 feet (5 to 95 meters)	92 to 1,176 feet (28 to 359 meters)
Pressure	To fit the application.	Up to 400 psi (28 kg/cm ² , 2,758 kPa)	To 20 feet sump depth in 6 inch increments.	To fit the application.
Horsepower	Up to 500 hp (373 kW)	Up to 100 hp (75 kW)	Up to 60 hp (45 kW)	Up to 600 hp (448 kW)
Drives	Submersible electric motors.	Vertical electric motors.	NEMA C faced electric motors, drip-proof and chemical and mill duty enclosures.	Vertical electric motors and diesel engines with right angle gears.
Liquids Pumped	Water and clear liquids.	Water.	Chemical and most process.	Water.
Temperature	Ambient within the limits for satisfactory equipment operation.	Up to 115°F (46°C)	Up to 180°F (82°C)	Up to 115°F (46°C)
Materials of Construction	Cast iron, bronze fitted; all iron or bronze.	Cast iron or bronze fitted.	Ductile iron, 316 SS, 317 SS, CD4MCU fitted, or Alloy 20.	Cast iron, bronze fitted as standard. Optional materials available for sea water and non-listed applications.
For Additional Information Request	Brochure B-700	Brochure B-2700	Brochure B-9200	Brochure B-1500 Brochure B-1510 (selection tables)

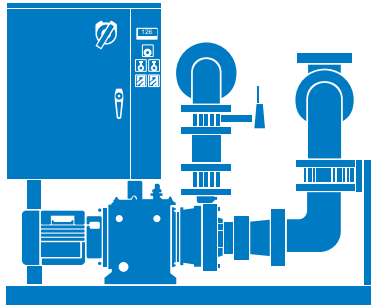
				
	Horizontal Fire Pumps, UL Listed, ULC Listed and FM Approved	In-Line Fire Pumps, UL and ULC Listed	End Suction Fire Pumps, UL Listed and FM Approved	Horizontal Split Case Single Stage Pumps
Type	Horizontal centrifugal pumps with appropriate fittings for providing water supply to fire protection systems in buildings, plants and yards. Types AF, ABF, AEF, TUF, TUTF.	Compact in-line centrifugal fire pumps with appropriate fittings for providing water supply to fire protection systems in buildings, plants and yards. Type PVF.	End suction centrifugal fire pumps with appropriate fittings for providing water supply to fire protection systems in buildings, plants and yards. Type UNF.	Horizontal split case single stage centrifugal pumps. Packed and sealed types. 2" to 24" discharge sizes. Types A, AE, BT.
Capacities	250 to 5,000 gpm (57 to 1,136 m ³ /hr)	50 to 500 gpm (11 to 114 m ³ /hr)	Up to 500 gpm (114 m ³ /hr)	Up to 25,000 gpm (5,682 m ³ /hr)
Head	92 to 630 feet (28 to 192 meters)	Up to 406 feet (123 meters)	Up to 340 feet (104 meters)	Up to 660 feet (201 meters)
Pressure	Up to 640 psi (45 kg/cm ² , 4,414 kPa)	Up to 175 psi (12 kg/cm ² , 1,207 kPa)	Up to 147 psi (10 kg/cm ² , 1,014 kPa)	Up to 400 psi (28 kg/cm ² , 2,758 kPa)
Horsepower	Up to 800 hp (597 kW)	Up to 75 hp (56 kW)	Up to 75 hp (56 kW)	Up to 1,500 hp (1,119 kW)
Drives	Horizontal electric motors and diesel engines.	Vertical close coupled electric motors.	Horizontal electric motors and diesel engines.	Electric motors, diesel engines, steam turbines, combinations.
Liquids Pumped	Water.	Water.	Water.	Water and clear liquids.
Temperature	Ambient within the limits for satisfactory equipment operation.	Ambient within the limits for satisfactory equipment operation.	Ambient within the limits for satisfactory equipment operation.	Up to 300°F (149°C)
Materials of Construction	Cast iron, bronze fitted as standard. Optional materials available for sea water and non-listed applications.	Cast iron, bronze fitted.	Cast iron, bronze fitted.	Cast iron, bronze fitted as standard. Other materials available.
For Additional Information Request	Brochure B-1500 Brochure B-1510 (selection tables)	Brochure B-1500 Brochure B-1510 (selection tables)	Brochure F-1900	Brochure B-1200, Type AE Brochure B-1300, Type A Brochure F-2000, Type BT

				
	Horizontal Split Case Multi-Stage Pumps	ANSI/ASME Standard Pumps	Heavy Duty, Industrial, Paper Stock, Slurry Pumps	Self-Priming Industrial Pumps
Type	Horizontal split case multi-stage centrifugal pumps. Packed and sealed types. Types TU, TUT.	Standard ANSI/ASME configuration, back pullout, heavy duty, industrial, process pumps. Packed and sealed types. Model 8196.	Heavy duty, industrial, paper stock process pumps. Packed and sealed types. Model 8175.	Integral self-priming pumps. Packed and sealed types. Model 8796.
Capacities	Up to 4,500 gpm (1,023 m ³ /hr)	Up to 4,500 gpm (1,023 m ³ /hr)	Up to 21,000 gpm (4,823 m ³ /hr)	Up to 700 gpm (159 m ³ /hr)
Head	Up to 1,600 feet (488 meters)	Up to 730 feet (222 meters)	Up to 350 feet (107 meters)	Up to 420 feet (128 meters)
Pressure	Up to 700 psi (49 kg/cm ² , 4,827 kPa)	From full vacuum to 375 psi (26 kg/cm ² , 2,586 kPa)	Up to 285 psi (20 kg/cm ² , 1,965 kPa)	Suction lift to 20 feet (6 meters)
Horsepower	Up to 800 hp (597 kW)	Up to 300 hp (224 kW)	Up to 750 hp (560 kW)	Up to 60 hp (45 kW)
Drives	Electric motors, diesel engines, steam turbines, combinations.	Electric motors, steam turbines and variable speed diesel engines.	Electric motors, steam turbines and variable speed diesel engines.	Electric motors, steam turbines and variable speed diesel engines.
Liquids Pumped	Water and clear liquids.	Chemical, pulp and paper, and all process.	Chemical, pulp and paper, and all process.	Clean liquid sumps, chemical transfers and petroleum transfers.
Temperature	Up to 300°F (149°C)	From -90°F to 500°F (-68°C to 260°C)	Up to 450°F (232°C)	Up to 500°F (260°C)
Materials of Construction	Cast iron, bronze fitted as standard. Other materials available.	Ductile iron, 316 SS, CD4MCU, 317 SS, Nickel, Alloy 20, Hastelloy(s), Titanium, Zirconium, plus virtually any machinable alloy.	Ductile iron, 316 SS, CD4MCU, 317 SS, Nickel, Alloy 20, Hastelloy(s), Titanium, Zirconium, plus virtually any machinable alloy.	Ductile iron, 316 SS, CD4MCU, 317 SS, Nickel, Alloy 20, Hastelloy(s), Titanium, Zirconium, plus virtually any machinable alloy.
For Additional Information Request	Brochure B-1400	Brochure B-8196	Brochure B-8175	Brochure B-8796

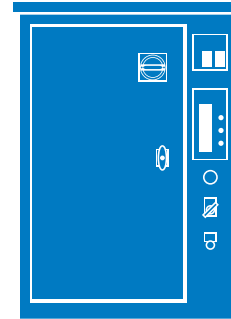
	 General Purpose End Suction Pumps	 Modular Multi-Stage Pumps	 Hydroconstant® Variable Speed Pump Drives	 General Purpose In-Line Centrifugal Pumps
Type	Horizontal end suction single stage vertical split case centrifugal pumps. Packed and sealed types. Types C and PE (close coupled), Type F (frame mounted).	Horizontal modular multi-stage centrifugal pumps of ring section design. Packed and sealed types. Types MSL and MSM.	Horizontal variable speed drives for control of pump flow and head. Types MP, M and MO.	Centrifugal in-line, pipe supported, close coupled pumps and motor. Type PV.
Capacities	Up to 3,400 gpm (773 m ³ /hr)	Up to 1,100 gpm (255 m ³ /hr)	Determined by pump selected.	Up to 1,100 gpm (250 m ³ /hr)
Head	Up to 430 feet (131 meters)	Up to 2,130 feet (650 meters)	Determined by pump selected.	Up to 400 feet (122 meters)
Pressure	Up to 175 psi (12 kg/cm ² , 1,207 kPa)	Up to 910 psi (63 kg/cm ²)	Determined by pump selected.	Up to 175 psi (12 kg/cm ² , 1,207 kPa)
Horsepower	Series C: Up to 100 hp (75 kW), Series F: Up to 125 hp (93 kW), Series PE: Up to 15 hp (11 kW)	Up to 453 hp (340 kW)	Up to 250 hp (186 kW)	Up to 100 hp (75 kW)
Drives	Electric motors, close coupled or base mounted and engine drives.	Horizontal electric motors.	Horizontal electric motors.	Vertical close coupled electric motors.
Liquids Pumped	Water and clear liquids.	Water and clear liquids.	Liquids suitable for pump selected.	Water and clear liquids.
Temperature	Up to 250°F (121°C)	Up to 356°F (180°C)	Within limits of pump selected.	Up to 250°F (121°C)
Materials of Construction	Cast iron, bronze fitted and all iron.	Cast iron and bronze fitted. Other materials available.	Compatible with pump selected.	Cast iron, bronze fitted and all iron.
For Additional Information Request	Brochure B-2300, Types F & C Brochure B-2310, Type PE	Brochure F-2800	Brochure B-4100A	Brochure B-2200

				
	Vertical Enclosed Shaft Sump Pumps	Vertical Enclosed Shaft Sewage Pumps	Submersible Sewage Pumps	Flush-Kleen® Clog-Proof Sewage Systems
Type	Vertical enclosed shaft pumps for dewatering sump or bilge liquids. Type L.	Vertical enclosed shaft pumps for sewage and waste water. Type VCS.	Submersible solids handling close coupled pumps and motor for sewage and waste water. Type UW.	Flush-Kleen® strainers collect solids which are flushed from system when pumps are activated. Rags and paper won't clog pumps. (For vertical VCS and submersible UW sewage pumps.)
Capacities	Up to 250 gpm (63 m ³ /hr)	Up to 900 gpm (204 m ³ /hr)	Up to 550 gpm (125 m ³ /hr)	Up to 550 gpm (125 m ³ /hr)
Head	Up to 100 feet (30 meters)	Up to 110 feet (34 meters)	Up to 130 feet (40 meters)	As required for pumps.
Pressure	Up to 43 psi (3 kg/cm ² , 296 kPa)	Up to 55 psi (4 kg/cm ² , 379 kPa)	Up to 65 psi (5 kg/cm ² , 448 kPa)	—
Horsepower	Up to 30 hp (22 kW)	Up to 30 hp (22 kW)	Up to 20 hp (15 kW)	As required by pumps.
Drives	Vertical electric motors.	Vertical electric motors.	Submersible electric motors.	Vertical or submersible electric motors.
Liquids Pumped	Water and non-corrosive liquids.	Sewage and non-corrosive liquids.	Sewage and non-corrosive liquids.	Sewage and non-corrosive liquids.
Temperature	Up to 90°F (32°C)	Up to 110°F (43°C)	Up to 105°F (40°C)	As required by pumps.
Materials of Construction	Cast iron, bronze fitted.	Cast iron.	Cast iron.	Cast iron, bronze fitted.
For Additional Information Request	Brochure B-6110	Brochure B-6300	Brochure B-6400	Brochure B-6310

				
	Submersible Sump Pumps	Sealrode® Floatless Pump Controllers	Centrifugal Condensate, Boiler Feed Systems	Centrifugal Condensate, Boiler Feed Systems
Type	Submersible centrifugal close coupled pumps and motor for dewatering and liquid removal from sumps and pits. Type U.	Sealed electrodes isolated from contaminants in pumped liquid. Eliminates need for conventional float switches.	Centrifugal simplex or duplex mounted integrally with steel or cast iron receivers. Series Q.	Centrifugal simplex or duplex mounted integrally with steel or cast iron receivers. Series P.
Capacities	Up to 72 gpm (16 m ³ /hr)	—	Up to 18 gpm (4 m ³ /hr)	Up to 150 gpm (34 m ³ /hr)
Head	Up to 74 feet (23 meters)	—	Up to 92 feet (28 meters)	Up to 173 feet (53 meters)
Pressure	—	—	Up to 40 psi (3 kg/cm ² , 275 kPa)	Up to 75 psi (5 kg/cm ² , 517 kPa)
Horsepower	Up to 1 ¹ / ₂ hp (1 kW)	Up to 15 hp (11 kW)	Up to 3 ³ / ₄ hp (.56 kW)	Up to 7 ¹ / ₂ hp (5.6 kW)
Drives	Submersible electric motors.	—	Vertical close coupled electric motors.	Vertical close coupled electric motors.
Liquids Pumped	Seepage and drainage water.	Water, sewage and waste liquids.	Clean clear condensate or boiler feed water.	Clean clear condensate or boiler feed water.
Temperature	Up to 200°F (93°C)	Up to 140°F (60°C)	Up to 200°F (93°C)	Up to 200°F (93°C)
Materials of Construction	Cast iron, bronze fitted.	Steel terminal housing, aluminum die cast epoxy coated terminal head.	Cast iron, bronze fitted.	Cast iron, bronze fitted.
For Additional Information Request	Brochure B-6200	Brochure B-6610	Brochure B-5400	Brochure B-5400



Peerless Package Pumping Systems



Peerless HC Plus[®] System

Type

Experience in evaluating customer pump application requirements has led to the design and development of thousands of Peerless packaged pumping systems. Package systems, consisting of pre-piped and pre-wired pumps, drives and controls have been built to satisfy customer needs in agricultural irrigation, plant circulating service, municipal water distribution and fire protection applications.

The Peerless HC Plus variable frequency drive system uses state-of-the-art technology, with easy to operate controls. From start-up sequencing to shutdown logic, the Peerless system is designed to provide pump users with complete system control, as well as maximum operating efficiency.

Features

You can take advantage of these important Peerless packaged system benefits:

- Effective space utilization
- Accurate pre-determined cost
- Simplified installation
- Complete equipment capability
- Single source service and warranty
- Equipment tailored to your requirements

Features of the Peerless HC Plus include:

- Works with new installations and retrofits
- Designed specifically for pumps
- Pre-wired, easy to install
- Displays gpm and psi
- Reduces energy consumption
- Touch pad controls
- Saves operating costs
- Microprocessor based
- Simplex, duplex and multiplex units

For Additional Information Request

Brochure F-1530

Brochure F-4800

Sterling Fluid Systems World-Wide



● Manufacturing ■ Sales ▲ Quick Response Center ◆ Foundry

The United States and Canada

Sterling Fluid Systems blankets the United States and Canada with factories, Quick Response Centers, customer service centers, branch offices and literally hundreds of Distributors and Representatives. For your nearest Sterling professional, consult the Yellow Pages or phone...

California, **Fresno (559) 233-1241***
 Northridge (818) 368-5378
 Los Angeles (562) 921-3191
 Florida, Tampa, (813) 655-0578
 Georgia, Atlanta (770) 889-8300
 Illinois, Chicago (630) 790-8424
Indiana, Indianapolis (317) 925-9661*
 Louisiana, New Orleans (504) 368-6000

New Jersey, Belleville (973) 751-1300
 Mount Olive (973) 448-2502
 Montreal, Canada (514) 280-9659
 Pennsylvania,
 Philadelphia (610) 688-7600
 Texas, Houston (218) 855-6644
Plainview (806) 295-5581*

*Quick Response Center

International

For the name and address of your nearest Sterling office, contact...

Sterling Fluid Systems (USA), Inc.
 P.O. Box 7026
 Indianapolis, Indiana 46207-7026
 Phone: (317) 925-9661
 Fax: (317) 924-7388



A member of the Sterling Fluid Systems Group

Sterling Fluid Systems (USA), Inc.

P.O. Box 7026 • Indianapolis, IN 46207-7026
 Phone: (317) 925-9661 • Fax: (317) 924-7388
 Website: www.sterlingfluidsystems.com